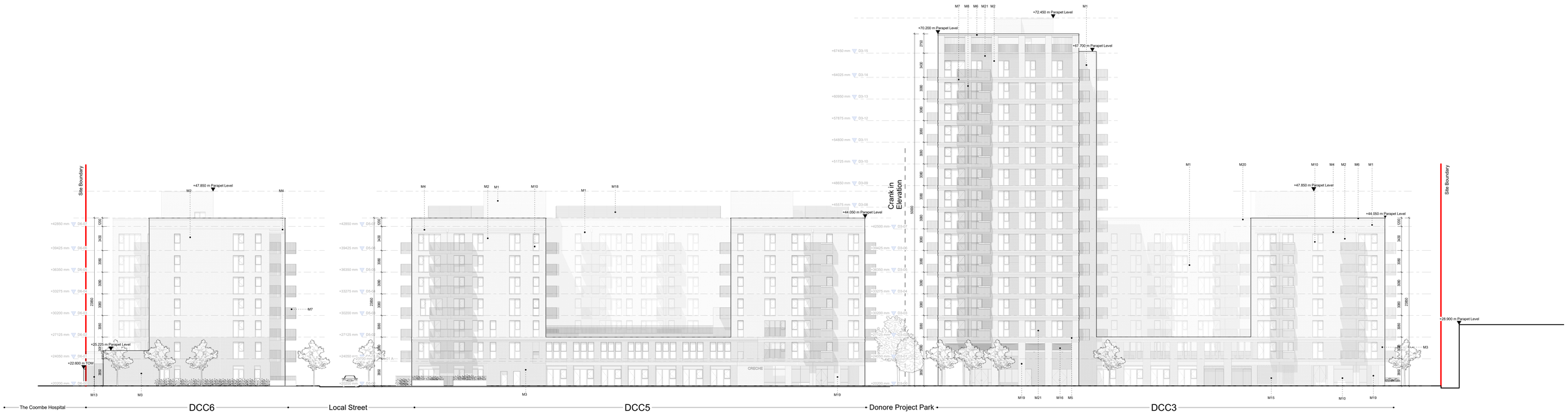

Site Elevation 1

1 : 200

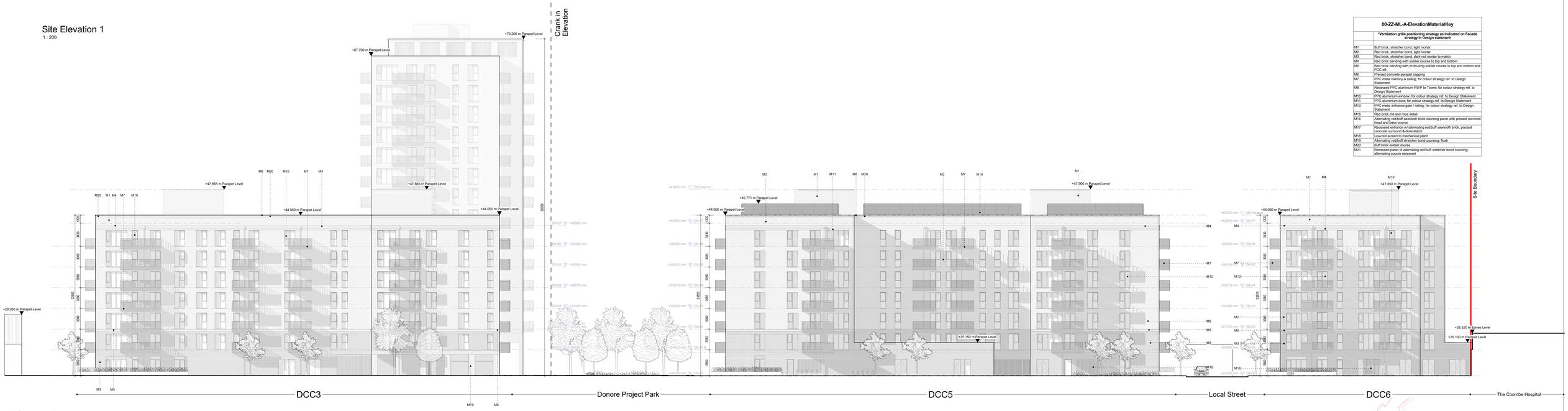

Site Elevation 2

1 : 200

00-ZZ-ML-A-ElevationMaterialKey

	*Ventilation grille positioning strategy as indicated on Facade strategy in Design statement
M1	Buff brick, stretcher bond, light mortar
M2	Red brick, stretcher bond, light mortar
M3	Red brick, stretcher bond, dark red mortar to match
M4	Red brick banding with soldier course to top and bottom
M5	Red brick banding with protruding soldier course to top and bottom and PCC sill
M6	Precast concrete parapet capping
M7	PPC metal balcony & railing; for colour strategy ref. to Design Statement
M8	Recessed PPC aluminium RWP to Tower; for colour strategy ref. to Design Statement
M10	PPC aluminium window; for colour strategy ref. to Design Statement
M11	PPC aluminium door; for colour strategy ref. to Design Statement
M13	PPC metal entrance gate / railing; for colour strategy ref. to Design Statement
M15	Red brick, fit and miss detail
M16	Alternating red/buff sawtooth brick coursing panel with precast concrete head and base course
M17	Recessed entrance w/ alternating red/buff sawtooth brick, precast concrete surround & downstand
M18	Louvred screen to mechanical plant
M19	Alternating red/buff stretcher bond coursing; flush
M20	Buff brick soldier course
M21	Recessed panel of alternating red/buff stretcher bond coursing; alternating course recessed

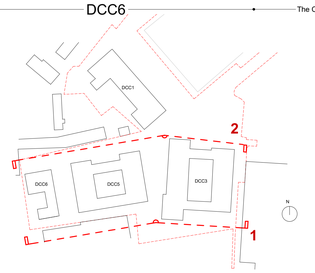

PLANNING

Revision	Date	Description	Issued	Checked
P1	Dec '22	Issued for Planning	CC	JB

LDA Ghníomhaireacht Forbartha Talún Land Development Agency

Notes

For planning purposes only. Do not scale drawings. Errors to be reported to the Architect. To be read in conjunction with all relevant consultants information. All levels shown are above Ordnance datum.

Copyright
Copyright Metropolitan Workshop LLP
No implied license exists. This drawing should not be used to calculate areas for the purpose of valuation.

This drawing was prepared in part, based on survey information provided by others. Whilst this information is believed to be reliable, Metropolitan Workshop assumes no responsibility for the accuracy of this information or any errors or omissions that may have been incorporated into it as a result of incorrect information provided by others.

Key

Metropolitan Workshop

Metropolitan Workshop
Fumbally Court
Fumbally Lane
Dublin
D08 N2N8

00 353 (0)1 531 4689
www.metwork.ie

Project:	Donore Project, Donore Avenue
Client:	The Land Development Agency
Location	Dublin 8
Title:	Site Elevations 01 & 02
Date:	Dec '22
Scale:	1 : 200 @ A0

Drawing Number:	Project	Originator	Volume	Level	Type	Role	Reference	Suitability	Revision
	STG	MET	00	XX	DR	A	1120000	S4	P1

BS1192 Suitability Codes: A1, A2, An, etc. – Approved and accepted as Stage Complete. B1, B2, Bn, etc. – Partially signed-off. CR – As Construction Record documentation. D1 – Suitable for Costing. D2 – Suitable for Tender. D3 – Suitable for Contractor Design. D4 – Suitable for Manufacture/Procurement. S0 - Initial status or WIP. S1 - Suitable for Co-ordination. S2 - Suitable for Information. S3 - Suitable for Review & Comment. S4 - Suitable for Stage Approval. S5 – Suitable for PIM Authorisation (Information Exchange 1-3). S6 – Suitable for AIM Authorisation (Information Exchange 4).